

Validation Notes for the Report Card (RC) At-A-Glance Report

**For detailed information on changes to this report during the validation window, please see the "Validation Notes for the latest Report Card Accountability Details and At-A-Glance Report" document under the Report Card Instructions.

This is an updated preview of the school and district At-A-Glance Reports. **Please do not duplicate or distribute.**

There are three report types available in English: Elementary/Middle, High School, and District.

What's new this year?

Required Vaccinations data will be replaced with Mobile Student rates on the District At-A-Glance Reports. Required Vaccinations data are still included on all school At-A-Glance Reports.

Science achievement data are removed from the Elementary/Middle At-A-Glance Reports due to the transition to a new Science Assessment in 2018-19 for which results will not be available until after the public release of the At-A-Glance Reports. ODE anticipates returning Science to the Elementary/Middle School At-A-Glance Reports in 2019-20.

ODE will include College Going rates on the high school reports.

Non-Binary students are added to the list of student group disaggregations (a total of 15 student groups are now available).

Individual Student Progress data are added for the Ever English Learner, Migrant, Talented and Gifted, Female, Male, and Non-Binary student groups on the Elementary/Middle and District At-A-Glance Reports.

On-Time Graduation rates are not available for the Ever English Learner student group on the High School At-A-Glance Report this year. ODE anticipates returning this data element to the High School At-A-Glance Report in 2019-20.

ODE will include Experienced Teacher percentages on all reports. Staff counts (rounded FTE) for Psychologists have been added new to the District At-A-Glance Reports. Staff FTE counts for Librarians are changed to only include Licensed Librarians, appearing on the District At-A-Glance Reports. ODE changed "New Principal in the last 3 years" to "Same Principal in the last 3 years" on the Elementary/Middle and High School At-A-Glance Reports.

ODE updated the suppression language from " * Not enough students " to " * < 10 students or data unavailable " in order to better communicate the total number of students whose data are being protected.




OREGON AT-A-GLANCE SCHOOL PROFILE

McKay Creek Elementary School

PRINCIPAL: Lorena Woods | GRADES: K-5 | 1539 SW 44th St, Pendleton 97801 | 541-966-3000




Students We Serve




DEMOGRAPHICS


American Indian/Alaska Native




Asian




Black/African American




Hispanic/Latino



Multiracial



Native Hawaiian/Pacific Islander



White



*

Ever English Learners



5

Languages Spoken

12%

Students with Disabilities

97%

Required Vaccinations

41%

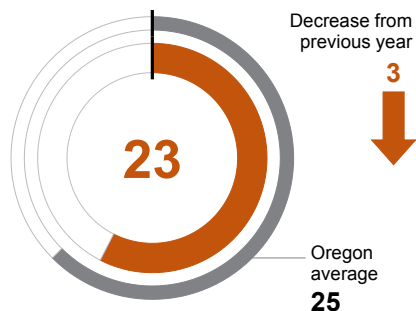
Free/Reduced Price Lunch

*<10 students or data unavailable

School Environment

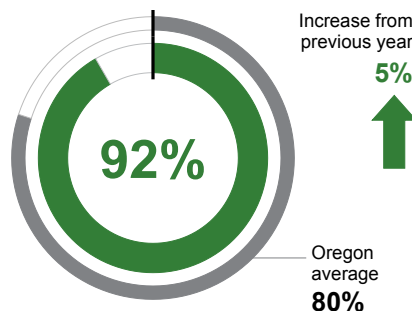
CLASS SIZE

Median class size.



REGULAR ATTENDERS

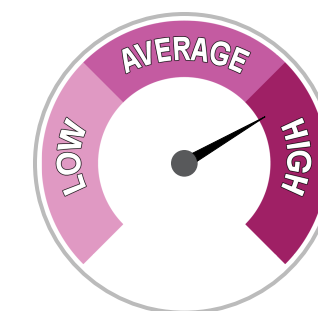
Students who attended more than 90% of their enrolled school days.



Academic Progress

INDIVIDUAL STUDENT PROGRESS

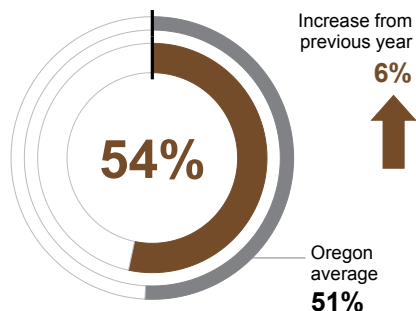
Year-to-year progress in English language arts and mathematics.



Academic Success

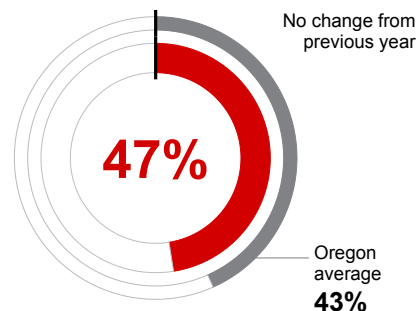
ENGLISH LANGUAGE ARTS

Students meeting state grade-level expectations.



MATHEMATICS

Students meeting state grade-level expectations.



SCIENCE

Students meeting state grade-level expectations.



School Goals

*Information was not submitted for this section.

State Goals

The Oregon Department of Education is working in partnership with school districts and local communities to ensure a 90% on-time, four year graduation rate by 2025. To progress toward this goal, the state will prioritize efforts to improve attendance, invest in implementing culturally responsive practices, and promote continuous improvement to close opportunity and achievement gaps for historically and currently underserved students.

Safe & Welcoming Environment

*Information was not submitted for this section.



OREGON AT-A-GLANCE SCHOOL PROFILE CONTINUED

McKay Creek Elementary School



PRINCIPAL: Lorena Woods | GRADES: K-5 | 1539 SW 44th St, Pendleton 97801 | 541-966-3000

Our Staff (rounded FTE)



14

Teachers



7

Educational assistants



1

Counselors



15%

Average teacher turnover rate



82%

% of licensed teachers with more than 3 years of experience



No

Same principal in the last 3 years

Outcomes

	REGULAR ATTENDERS	ENGLISH LANGUAGE ARTS	MATHEMATICS
American Indian/Alaska Native	88%	36%	9%
Asian	<10 students or data unavailable	<10 students or data unavailable	<10 students or data unavailable
Black/African American	<10 students or data unavailable	<10 students or data unavailable	<10 students or data unavailable
Hispanic/Latino	88%	40%	33%
Multiracial	90%	<10 students or data unavailable	<10 students or data unavailable
Native Hawaiian/Pacific Islander	<10 students or data unavailable	<10 students or data unavailable	<10 students or data unavailable
White	93%	56%	53%
Free/Reduced Price Lunch	86%	37%	28%
Ever English Learner	<10 students or data unavailable	<10 students or data unavailable	<10 students or data unavailable
Students with Disabilities	93%	25%	25%
Migrant	<10 students or data unavailable	<10 students or data unavailable	<10 students or data unavailable
Talented and Gifted	<10 students or data unavailable	<10 students or data unavailable	<10 students or data unavailable
Female	93%	53%	41%
Male	91%	54%	54%
Non-Binary	<10 students or data unavailable	<10 students or data unavailable	<10 students or data unavailable

About Our School

BULLYING, HARASSMENT, AND SAFETY POLICIES

*Information was not submitted for this section.

EXTRACURRICULAR ACTIVITIES

*Information was not submitted for this section.

PARENT ENGAGEMENT

*Information was not submitted for this section.

COMMUNITY ENGAGEMENT

*Information was not submitted for this section.