

## Validation Notes for the Report Card (RC) At-A-Glance Report

\*\*For detailed information on changes to this report during the validation window, please see the "Validation Notes for the latest Report Card Accountability Details and At-A-Glance Report" document under the Report Card Instructions.

This is an updated preview of the school and district At-A-Glance Reports. **Please do not duplicate or distribute.**

There are three report types available in English: Elementary/Middle, High School, and District.

What's new this year?

Required Vaccinations data will be replaced with Mobile Student rates on the District At-A-Glance Reports. Required Vaccinations data are still included on all school At-A-Glance Reports.

Science achievement data are removed from the Elementary/Middle At-A-Glance Reports due to the transition to a new Science Assessment in 2018-19 for which results will not be available until after the public release of the At-A-Glance Reports. ODE anticipates returning Science to the Elementary/Middle School At-A-Glance Reports in 2019-20.

ODE will include College Going rates on the high school reports.

Non-Binary students are added to the list of student group disaggregations (a total of 15 student groups are now available).

Individual Student Progress data are added for the Ever English Learner, Migrant, Talented and Gifted, Female, Male, and Non-Binary student groups on the Elementary/Middle and District At-A-Glance Reports.

On-Time Graduation rates are not available for the Ever English Learner student group on the High School At-A-Glance Report this year. ODE anticipates returning this data element to the High School At-A-Glance Report in 2019-20.

ODE will include Experienced Teacher percentages on all reports. Staff counts (rounded FTE) for Psychologists have been added new to the District At-A-Glance Reports. Staff FTE counts for Librarians are changed to only include Licensed Librarians, appearing on the District At-A-Glance Reports. ODE changed "New Principal in the last 3 years" to "Same Principal in the last 3 years" on the Elementary/Middle and High School At-A-Glance Reports.

ODE updated the suppression language from " \* Not enough students " to " \* < 10 students or data unavailable " in order to better communicate the total number of students whose data are being protected.




# OREGON AT-A-GLANCE SCHOOL PROFILE

## Pendleton Early Learning Center

PRINCIPAL: Lori Hale | GRADES: K-K | 455 SW 13th St, Pendleton 97801 | 541-966-3300




### Students We Serve




### DEMOGRAPHICS


#### American Indian/Alaska Native




#### Asian




#### Black/African American




#### Hispanic/Latino



#### Multiracial



#### Native Hawaiian/Pacific Islander



#### White



10%

Ever English Learners



4

Languages Spoken

13%

Students with Disabilities

92%

Required Vaccinations

64%

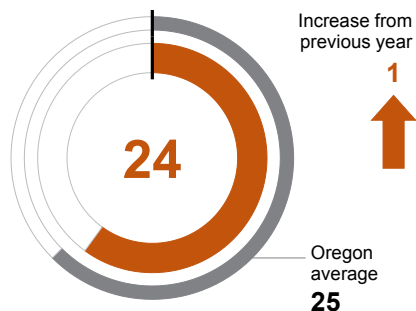
Free/Reduced Price Lunch

\*<10 students or data unavailable

### School Environment

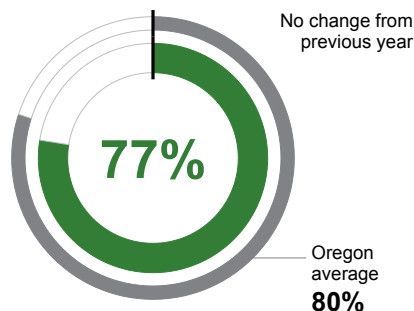
#### CLASS SIZE

Median class size.



#### REGULAR ATTENDERS

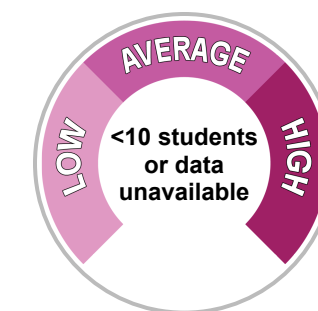
Students who attended more than 90% of their enrolled school days.



### Academic Progress

#### INDIVIDUAL STUDENT PROGRESS

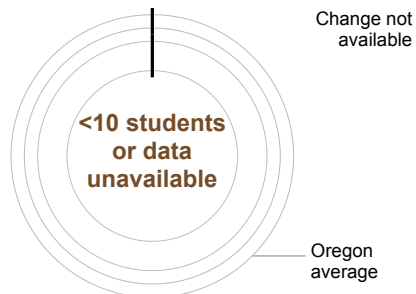
Year-to-year progress in English language arts and mathematics.



### Academic Success

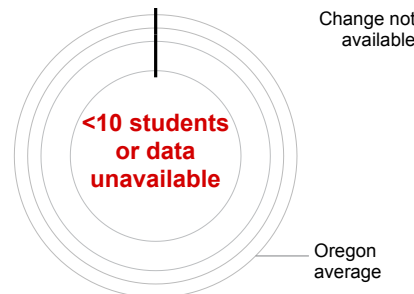
#### ENGLISH LANGUAGE ARTS

Students meeting state grade-level expectations.



#### MATHEMATICS

Students meeting state grade-level expectations.



#### SCIENCE

Students meeting state grade-level expectations.



### School Goals

\*Information was not submitted for this section.

### State Goals

The Oregon Department of Education is working in partnership with school districts and local communities to ensure a 90% on-time, four year graduation rate by 2025. To progress toward this goal, the state will prioritize efforts to improve attendance, invest in implementing culturally responsive practices, and promote continuous improvement to close opportunity and achievement gaps for historically and currently underserved students.

### Safe & Welcoming Environment

\*Information was not submitted for this section.



# OREGON AT-A-GLANCE SCHOOL PROFILE CONTINUED

## Pendleton Early Learning Center



PRINCIPAL: Lori Hale | GRADES: K-K | 455 SW 13th St, Pendleton 97801 | 541-966-3300

### Our Staff (rounded FTE)



**14**

Teachers



**9**

Educational assistants



**1**

Counselors



**14%**

Average teacher turnover rate



**93%**

% of licensed teachers with more than 3 years of experience



**Yes**

Same principal in the last 3 years

### Outcomes

	REGULAR ATTENDERS	ENGLISH LANGUAGE ARTS	MATHEMATICS
American Indian/Alaska Native	56%	<10 students or data unavailable	<10 students or data unavailable
Asian	<10 students or data unavailable	<10 students or data unavailable	<10 students or data unavailable
Black/African American	<10 students or data unavailable	<10 students or data unavailable	<10 students or data unavailable
Hispanic/Latino	67%	<10 students or data unavailable	<10 students or data unavailable
Multiracial	83%	<10 students or data unavailable	<10 students or data unavailable
Native Hawaiian/Pacific Islander	<10 students or data unavailable	<10 students or data unavailable	<10 students or data unavailable
White	83%	<10 students or data unavailable	<10 students or data unavailable
Free/Reduced Price Lunch	69%	<10 students or data unavailable	<10 students or data unavailable
Ever English Learner	65%	<10 students or data unavailable	<10 students or data unavailable
Students with Disabilities	81%	<10 students or data unavailable	<10 students or data unavailable
Migrant	<10 students or data unavailable	<10 students or data unavailable	<10 students or data unavailable
Talented and Gifted	<10 students or data unavailable	<10 students or data unavailable	<10 students or data unavailable
Female	76%	<10 students or data unavailable	<10 students or data unavailable
Male	79%	<10 students or data unavailable	<10 students or data unavailable
Non-Binary	<10 students or data unavailable	<10 students or data unavailable	<10 students or data unavailable

### About Our School

#### BULLYING, HARASSMENT, AND SAFETY POLICIES

\*Information was not submitted for this section.

#### EXTRACURRICULAR ACTIVITIES

\*Information was not submitted for this section.

#### PARENT ENGAGEMENT

\*Information was not submitted for this section.

#### COMMUNITY ENGAGEMENT

\*Information was not submitted for this section.