

## Validation Notes for the Report Card (RC) At-A-Glance Report

\*\*For detailed information on changes to this report during the validation window, please see the "Validation Notes for the latest Report Card Accountability Details and At-A-Glance Report" document under the Report Card Instructions.

This is an updated preview of the school and district At-A-Glance Reports. **Please do not duplicate or distribute.**

There are three report types available in English: Elementary/Middle, High School, and District.

What's new this year?

Required Vaccinations data will be replaced with Mobile Student rates on the District At-A-Glance Reports. Required Vaccinations data are still included on all school At-A-Glance Reports.

Science achievement data are removed from the Elementary/Middle At-A-Glance Reports due to the transition to a new Science Assessment in 2018-19 for which results will not be available until after the public release of the At-A-Glance Reports. ODE anticipates returning Science to the Elementary/Middle School At-A-Glance Reports in 2019-20.

ODE will include College Going rates on the high school reports.

Non-Binary students are added to the list of student group disaggregations (a total of 15 student groups are now available).

Individual Student Progress data are added for the Ever English Learner, Migrant, Talented and Gifted, Female, Male, and Non-Binary student groups on the Elementary/Middle and District At-A-Glance Reports.

On-Time Graduation rates are not available for the Ever English Learner student group on the High School At-A-Glance Report this year. ODE anticipates returning this data element to the High School At-A-Glance Report in 2019-20.

ODE will include Experienced Teacher percentages on all reports. Staff counts (rounded FTE) for Psychologists have been added new to the District At-A-Glance Reports. Staff FTE counts for Librarians are changed to only include Licensed Librarians, appearing on the District At-A-Glance Reports. ODE changed "New Principal in the last 3 years" to "Same Principal in the last 3 years" on the Elementary/Middle and High School At-A-Glance Reports.

ODE updated the suppression language from " \* Not enough students " to " \* < 10 students or data unavailable " in order to better communicate the total number of students whose data are being protected.



# OREGON AT-A-GLANCE DISTRICT PROFILE

## Pendleton SD 16



SUPERINTENDENT: Chris Fritsch | 107 NW 10th St, Pendleton 97801 | 541-276-6711

### Students We Serve




# 3,080


Student Enrollment

### DEMOGRAPHICS


#### American Indian/Alaska Native




#### Asian




#### Black/African American




#### Hispanic/Latino



#### Multiracial



#### Native Hawaiian/Pacific Islander



#### White



## <5%

Ever English Learners



## 12

Languages Spoken

## 17%

Students with Disabilities

## 15%

Mobile Students

## 57%

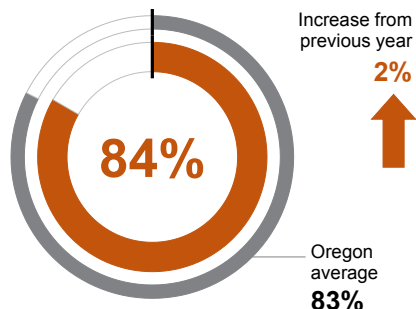
Free/Reduced Price Lunch

\*<10 students or data unavailable

### Start Strong

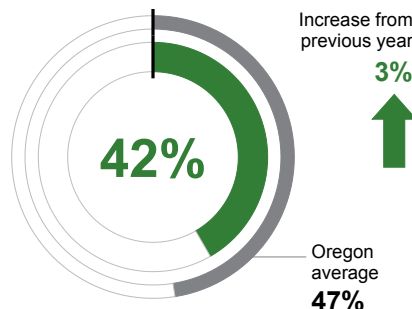
#### Grades K-2 REGULAR ATTENDERS

Students who attended more than 90% of their enrolled school days.



#### Grade 3 ENGLISH LANGUAGE ARTS

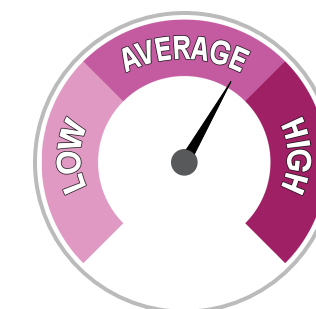
Students meeting state grade-level expectations.



### Academic Progress

#### Grades 3-8 INDIVIDUAL STUDENT PROGRESS

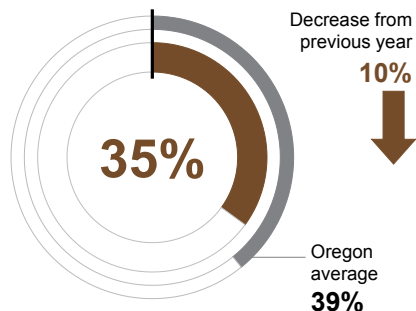
Year-to-year progress in English language arts and mathematics.



### High School Success

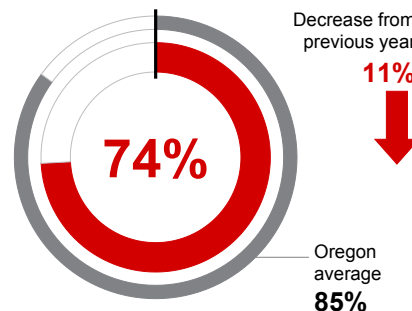
#### Grade 8 MATHEMATICS

Students meeting state grade-level expectations.



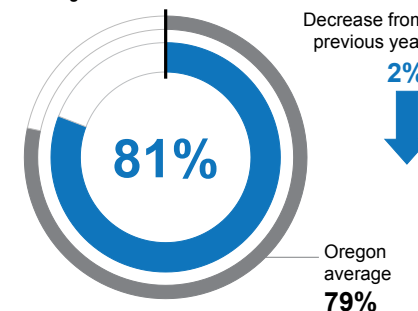
#### Grade 9 ON-TRACK TO GRADUATE

Students earning one-quarter of graduation credits in their 9th grade year.



#### Grade 12 ON-TIME GRADUATION

Students earning a diploma within four years. Cohort includes students who were first-time ninth graders in 2014-15.



### District Goals

\*Information was not submitted for this section.

### State Goals

The Oregon Department of Education is working in partnership with school districts and local communities to ensure a 90% on-time, four year graduation rate by 2025. To progress toward this goal, the state will prioritize efforts to improve attendance, invest in implementing culturally responsive practices, and promote continuous improvement to close opportunity and achievement gaps for historically and currently underserved students.



# OREGON AT-A-GLANCE DISTRICT PROFILE CONTINUED

## Pendleton SD 16

SUPERINTENDENT: Chris Fritsch | 107 NW 10th St, Pendleton 97801 | 541-276-6711



2018-19

### Our Staff (rounded FTE)



**12**

Administrators



**152**

Teachers



**72**

Educational assistants



**9**

Counselors



**<1**

Licensed Librarians



**2**

Psychologists

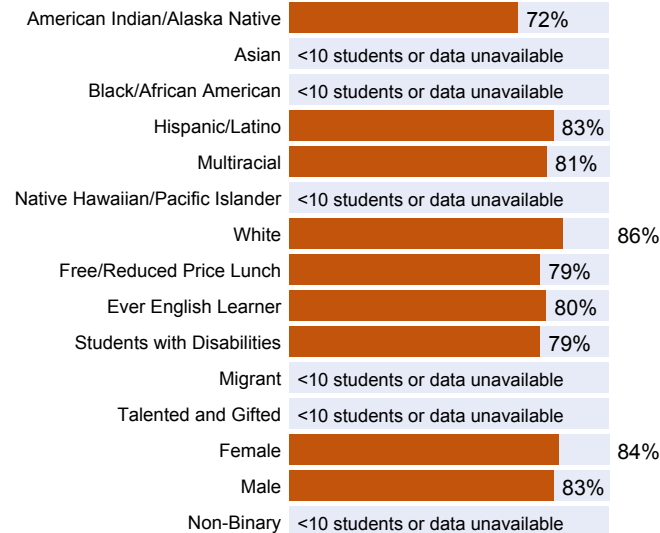


**85%**

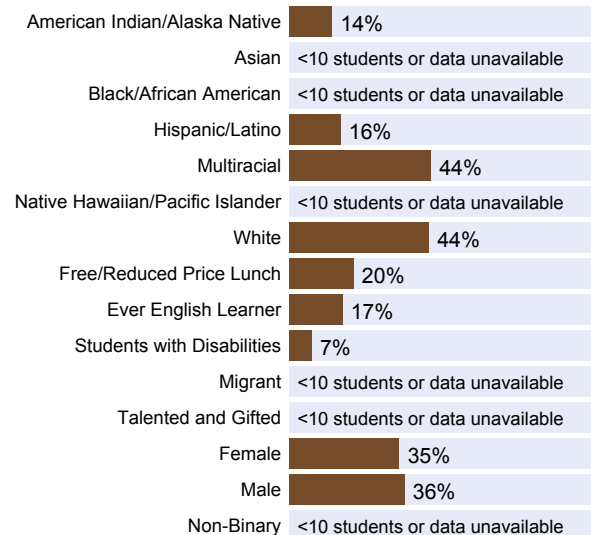
% of licensed teachers with more than 3 years of experience

### Outcomes

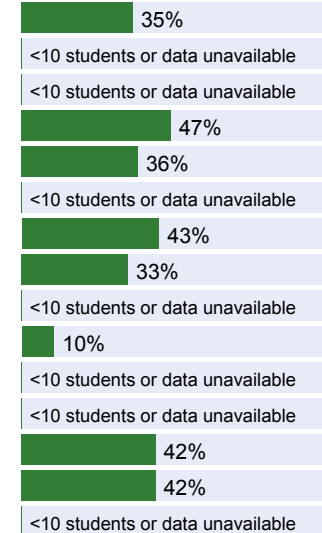
#### Grades K-2 REGULAR ATTENDERS



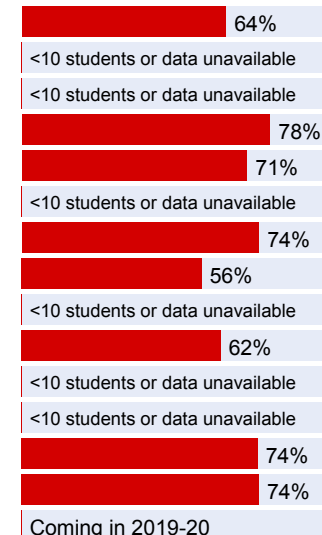
#### Grade 8 MATHEMATICS



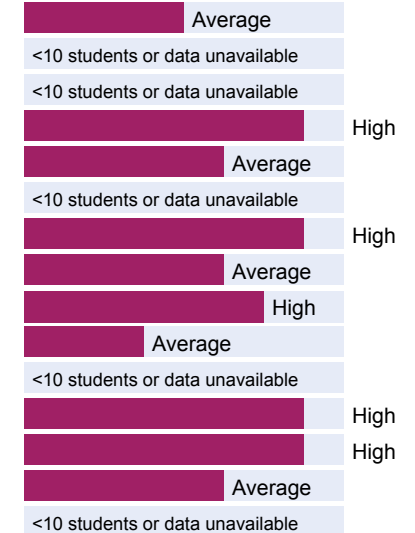
#### Grade 3 ENGLISH LANGUAGE ARTS



#### Grade 9 ON-TRACK TO GRADUATE



#### Grades 3-8 INDIVIDUAL STUDENT PROGRESS



#### Grade 12 ON-TIME GRADUATION

