



OREGON AT-A-GLANCE SCHOOL PROFILE

Hawthorne Alternative High School

PRINCIPAL: Tim Foster | GRADES: 9-12 | 1700 NW 15th Dr, Pendleton 97801 | 541-966-3378

2022-23

Students We Serve




39


Student Enrollment

DEMOGRAPHICS


American Indian/Alaska Native




Asian




Black/African American




Hispanic/Latino



Multiracial



Native Hawaiian/Pacific Islander



White



*

Ever English
Learners



2

Languages
Spoken

*

Students
with
Disabilities

91%

Required
Childhood
Vaccinations

54%

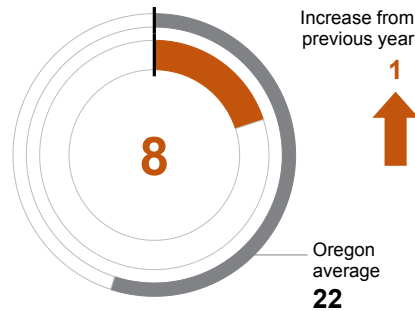
Free/
Reduced
Price Lunch

* <10 students or data unavailable

School Environment

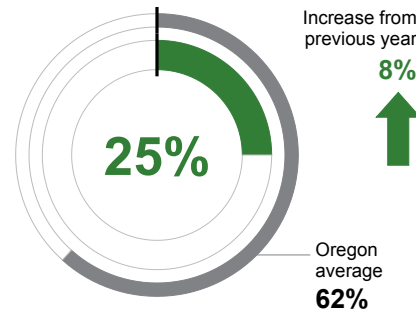
CLASS SIZE

Median size of classes in core subjects.



REGULAR ATTENDERS

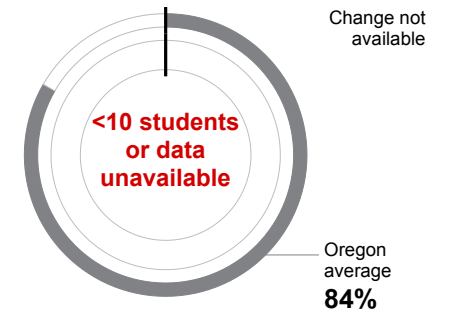
Students who attended more than 90% of their enrolled school days.



Academic Progress

ON-TRACK TO GRADUATE

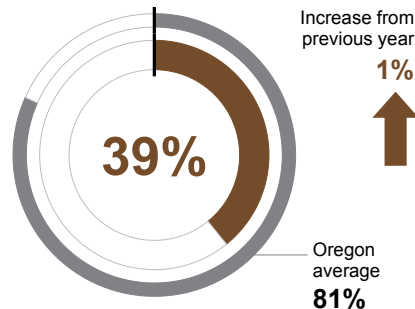
Students earning one-quarter of graduation credits in their 9th grade year.



Academic Success

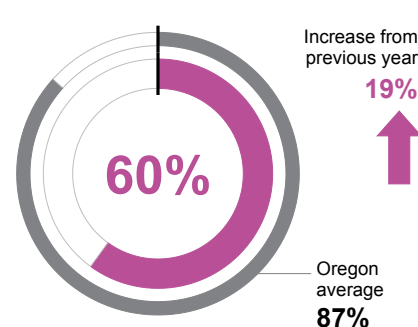
ON-TIME GRADUATION

Students earning a diploma within four years. Cohort includes students who were first-time ninth graders in 2018-19 graduating in 2021-22.



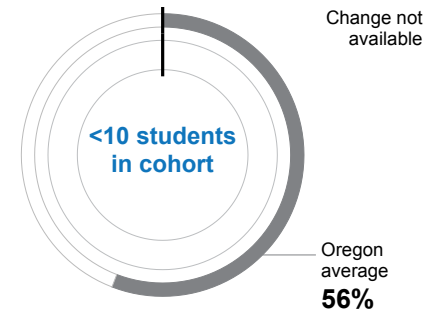
FIVE-YEAR COMPLETION

Students earning a high school diploma or GED within five years. Cohort includes students who were first-time ninth graders in 2017-18 finishing in 2021-22.



COLLEGE GOING

Students enrolling in a two or four year college within 16 months of completing high school in 2020-21. Data from the National Student Clearinghouse.



School Goals

Our school strives to ensure the success of all students by providing highly engaging and relevant learning opportunities connected to standards and project-based learning experiences. We want students to acquire the necessary skills and knowledge needed to be prepared for opportunities after high school. As a staff, we model lifelong learning by engaging in professional development that prepares us to achieve our vision and to meet students where they are in order to help them grow academically, socially and personally.

State Goals

The Oregon Department of Education is partnering with school districts and local communities to ensure a 90% on-time, four year graduation rate by 2027. To progress toward this goal, the state will prioritize efforts to improve attendance, provide a well-rounded education, invest in implementing culturally responsive practices, and promote continuous improvement to close opportunity and achievement gaps for historically and currently underserved students.

Safe & Welcoming Environment

At Hawthorne High School, it's important to us that all of our students and their families feel safe, welcome and included. Everyone is welcome in our schools regardless of race, gender identity, sexuality, immigration status, country of origin or other factors. Everyone is entitled to academic success regardless of their background or family circumstances and each student will be provided the necessary support to ensure that success. We want students to focus on learning without fear of discrimination or harassment.



OREGON AT-A-GLANCE SCHOOL PROFILE CONTINUED

Hawthorne Alternative High School

2022-23

Outcomes

Our Staff (rounded FTE)



1

Teachers



2

Educational
assistants



0

Counselors/
Psychologists/
Social Workers



82%

Average teacher
retention rate over
the past three years



75%

% of licensed teachers
with more than 3 years
of experience



No

Same principal in
the last 3 years

REGULAR ATTENDERS

| | |
|----------------------------------|----------------------------------|
| American Indian/Alaska Native | <10 students or data unavailable |
| Asian | <10 students or data unavailable |
| Black/African American | <10 students or data unavailable |
| Hispanic/Latino | <10 students or data unavailable |
| Multiracial | <10 students or data unavailable |
| Native Hawaiian/Pacific Islander | <10 students or data unavailable |
| White | 14% |
| Free/Reduced Price Lunch | <10 students or data unavailable |
| Ever English Learner | <10 students or data unavailable |
| Students with Disabilities | <10 students or data unavailable |
| Migrant | <10 students or data unavailable |
| Homeless | <10 students or data unavailable |
| Students in Foster Care | <10 students or data unavailable |
| Military Connected | <10 students or data unavailable |
| Talented and Gifted | <10 students or data unavailable |
| Female | <10 students or data unavailable |
| Male | 27% |
| Non-Binary | <10 students or data unavailable |

ON-TRACK TO GRADUATE

| |
|----------------------------------|
| <10 students or data unavailable |
| <10 students or data unavailable |
| <10 students or data unavailable |
| <10 students or data unavailable |
| <10 students or data unavailable |
| <10 students or data unavailable |
| <10 students or data unavailable |
| <10 students or data unavailable |
| <10 students or data unavailable |
| <10 students or data unavailable |
| <10 students or data unavailable |
| <10 students or data unavailable |
| <10 students or data unavailable |
| <10 students or data unavailable |
| <10 students or data unavailable |
| <10 students or data unavailable |
| <10 students or data unavailable |
| <10 students or data unavailable |
| <10 students or data unavailable |
| <10 students or data unavailable |

ON-TIME GRADUATION

| |
|----------------------------------|
| <10 students or data unavailable |
| <10 students or data unavailable |
| <10 students or data unavailable |
| <10 students or data unavailable |
| <10 students or data unavailable |
| <10 students or data unavailable |
| 46% |
| 40% |
| <10 students or data unavailable |
| <10 students or data unavailable |
| <10 students or data unavailable |
| <10 students or data unavailable |
| Coming in 2023-24 |
| <10 students or data unavailable |
| 50% |
| 26% |
| <10 students or data unavailable |

About Our School

ADVANCED COURSEWORK

AP courses
Honors courses
Dual Credit courses

CAREER & TECHNICAL EDUCATION

Agriculture 1, 2, 3
Art: Digital and Graphic Design
Animal Science
Computers and Technology
Computer-Aided Drafting
Construction
Culinary Arts 1, 2, 3, 4
Engineering
Intro to Engineering Design
Robotics
Welding

EXTRACURRICULAR ACTIVITIES

National Honors Society
9 Clubs and Activities
16 Interscholastic sports:
Fall: Football, Cross Country, Volleyball, Soccer, Cheer
Winter: Basketball, Wrestling, Swimming and Dance
Spring: Track and Field, Baseball, Softball, Tennis, Golf

PARENT & COMMUNITY ENGAGEMENT

- Future Buck Night
- Education Foundation
- Athletic Booster Club
- FAFSA Assistance Night
- Athletic Signing Ceremonies
- Grad Party Committee

Our school also partners with local businesses to create opportunities for students. You can see our school website to learn about these partnerships