



OREGON AT-A-GLANCE SCHOOL PROFILE

Hawthorne Alternative High School

PRINCIPAL: Tim Foster | GRADES: 9-12 | 1700 NW 15th Dr, Pendleton 97801 | 541-966-3378

Students We Serve




62


Student Enrollment

DEMOGRAPHICS


American Indian/Alaska Native




Asian




Black/African American




Hispanic/Latino



Multiracial



Native Hawaiian/Pacific Islander



White



*



2

Ever English Learners

Languages Spoken

21%

Students with Disabilities

98%

Required Childhood Vaccinations

56%

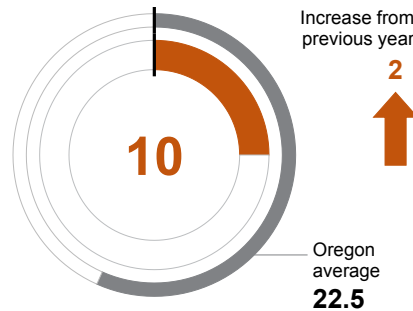
Students Experiencing Poverty

*<10 students or data unavailable

School Environment

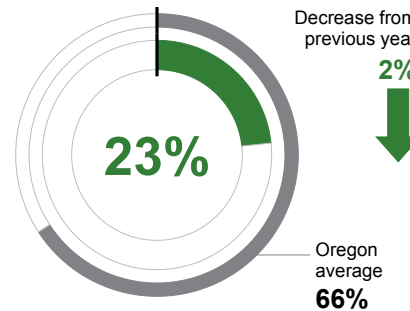
CLASS SIZE

Median size of classes in core subjects.



REGULAR ATTENDERS

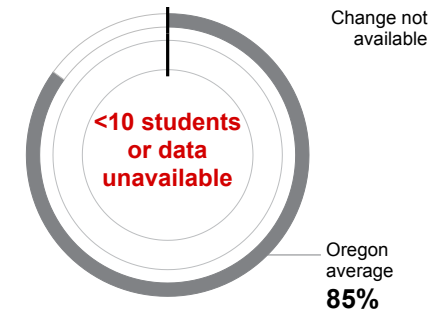
Students who attended more than 90% of their enrolled school days.



Academic Progress

ON-TRACK TO GRADUATE

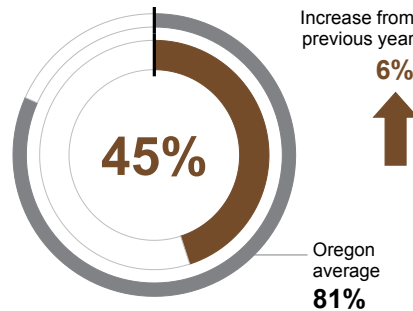
Students earning one-quarter of graduation credits in their 9th grade year.



Academic Success

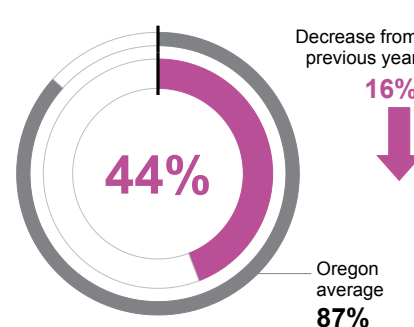
ON-TIME GRADUATION

Students earning a diploma within four years. Cohort includes students who were first-time ninth graders in 2019-20 graduating in 2022-23.



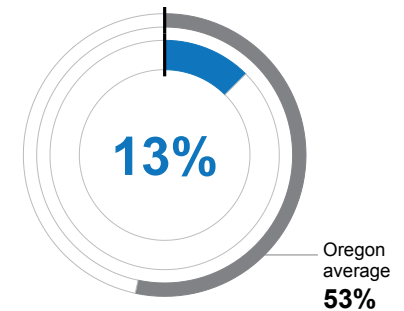
FIVE-YEAR COMPLETION

Students earning a high school diploma or GED within five years. Cohort includes students who were first-time ninth graders in 2018-19 finishing in 2022-23.



COLLEGE GOING

Students enrolling in a two or four year college within 12 months of completing high school in 2021-22. Data from the National Student Clearinghouse.



School Goals

Our school strives to ensure the success of all students by providing highly engaging and relevant learning opportunities connected to standards and project-based learning experiences. We want students to acquire the necessary skills and knowledge needed to be prepared for opportunities after high school. As a staff, we model lifelong learning by engaging in professional development that prepares us to achieve our vision and to meet students where they are in order to help them grow academically, socially and personally.

State Goals

The Oregon Department of Education is collaborating with school districts and communities across the state to achieve a 90% on-time graduation rate by 2027. Grounded in the pillars of Academic Excellence, Belonging and Wellness, and Reimagined Accountability, ODE prioritizes evidence-based practices to boost early literacy, attendance, and student engagement. We are committed to closing opportunity and achievement gaps for marginalized students and securing long-term success for all of Oregon's learners by investing in culturally responsive practices, fostering inclusive environments and always driving for continuous improvement.

Safe & Welcoming Environment

At Hawthorne High School, it's important to us that all of our students and their families feel safe, welcome and included. Everyone is welcome in our schools regardless of race, gender identity, sexuality, immigration status, country of origin or other factors. Everyone is entitled to academic success regardless of their background or family circumstances and each student will be provided the necessary support to ensure that success. We want students to focus on learning without fear of discrimination or harassment.



OREGON AT-A-GLANCE SCHOOL PROFILE CONTINUED Hawthorne Alternative High School

Outcomes

Our Staff (rounded FTE)



2

Teachers



2

Educational assistants



<1

Counselors/ Psychologists/ Social Workers



78%

Average teacher retention rate over the past three years



75%

% of licensed teachers with more than 3 years of experience



Yes

Same principal in the last 3 years

REGULAR ATTENDERS

Table with 2 columns: Category and Percentage. Rows include American Indian/Alaska Native, Asian, Black/African American, Hispanic/Latino, Multiracial, Native Hawaiian/Pacific Islander, White (26%), Students Experiencing Poverty (20%), Ever English Learner, Students with Disabilities, Migrant, Homeless, Students in Foster Care, Military Connected, Talented and Gifted, Female (20%), Male (26%), Non-Binary.

ON-TRACK TO GRADUATE

Table with 1 column: Category. Rows include American Indian/Alaska Native, Asian, Black/African American, Hispanic/Latino, Multiracial, Native Hawaiian/Pacific Islander, White, Students Experiencing Poverty, Ever English Learner, Students with Disabilities, Migrant, Homeless, Students in Foster Care, Military Connected, Talented and Gifted, Female, Male, Non-Binary.

ON-TIME GRADUATION

Table with 2 columns: Category and Percentage. Rows include American Indian/Alaska Native, Asian, Black/African American, Hispanic/Latino (60%), Multiracial, Native Hawaiian/Pacific Islander, White (39%), Students Experiencing Poverty (48%), Ever English Learner, Students with Disabilities, Migrant, Homeless (70%), Students in Foster Care, Military Connected, Talented and Gifted, Female (58%), Male (36%), Non-Binary.

About Our School

ADVANCED COURSEWORK

- AP courses
Honors courses
Dual Credit courses

CAREER & TECHNICAL EDUCATION

- Agriculture 1, 2, 3
Art: Digital and Graphic Design
Animal Science
Computers and Technology
Computer-Aided Drafting
Construction
Culinary Arts 1, 2, 3, 4
Engineering
Intro to Engineering Design
Robotics
Welding

EXTRACURRICULAR ACTIVITIES

- National Honors Society
9 Clubs and Activities
16 Interscholastic sports:
Fall: Football, Cross Country, Volleyball, Soccer, Cheer
Winter: Basketball, Wrestling, Swimming and Dance
Spring: Track and Field, Baseball, Softball, Tennis, Golf

PARENT & COMMUNITY ENGAGEMENT

- Future Buck Night
Education Foundation
Athletic Booster Club
FAFSA Assistance Night
Athletic Signing Ceremonies
Grad Party Committee

Our school also partners with local businesses to create opportunities for students. You can see our school website to learn about these partnerships