




# OREGON AT-A-GLANCE SCHOOL PROFILE

## Pendleton High School




PRINCIPAL: Patrick Dutcher | GRADES: 9-12 | 1800 NW Carden Ave, Pendleton 97801 | 541-966-3804

### Students We Serve




### DEMOGRAPHICS


#### American Indian/Alaska Native




#### Asian




#### Black/African American




#### Hispanic/Latino



#### Multiracial



#### Native Hawaiian/Pacific Islander



#### White



5%

Ever English Learners



6

Languages Spoken

14%

Students with Disabilities

96%

Required Childhood Vaccinations

30%

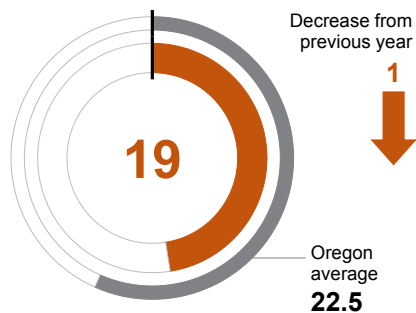
Students Experiencing Poverty

\*<10 students or data unavailable

### School Environment

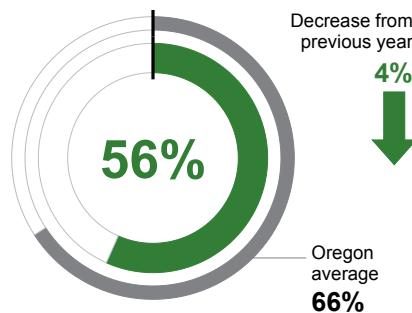
#### CLASS SIZE

Median size of classes in core subjects.



#### REGULAR ATTENDERS

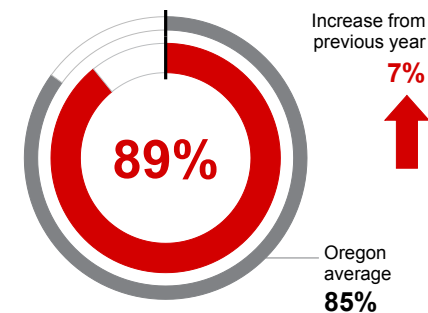
Students who attended more than 90% of their enrolled school days.



### Academic Progress

#### ON-TRACK TO GRADUATE

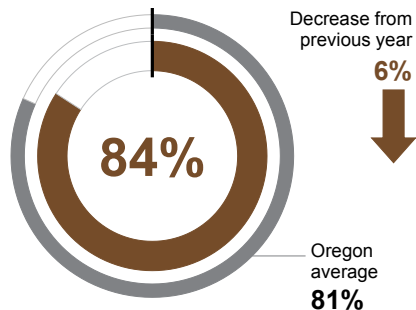
Students earning one-quarter of graduation credits in their 9th grade year.



### Academic Success

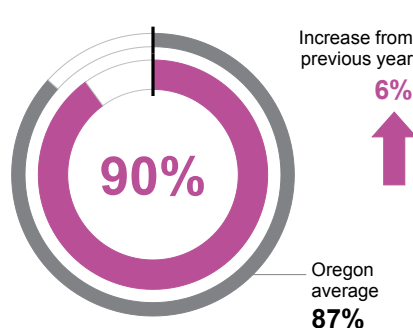
#### ON-TIME GRADUATION

Students earning a diploma within four years. Cohort includes students who were first-time ninth graders in 2019-20 graduating in 2022-23.



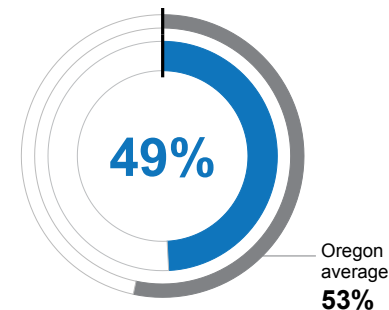
#### FIVE-YEAR COMPLETION

Students earning a high school diploma or GED within five years. Cohort includes students who were first-time ninth graders in 2018-19 finishing in 2022-23.



#### COLLEGE GOING

Students enrolling in a two or four year college within 12 months of completing high school in 2021-22. Data from the National Student Clearinghouse.



### School Goals

Our school strives to ensure the success of all students by providing highly engaging and relevant learning opportunities connected to standards, so students can acquire the necessary skills and knowledge to be prepared for opportunities after high school. As a staff, we model lifelong learning by engaging in professional development that prepares us to achieve our vision and to meet students where they are in order to help them grow academically, socially and personally.

### State Goals

The Oregon Department of Education is collaborating with school districts and communities across the state to achieve a 90% on-time graduation rate by 2027. Grounded in the pillars of Academic Excellence, Belonging and Wellness, and Reimagined Accountability, ODE prioritizes evidence-based practices to boost early literacy, attendance, and student engagement. We are committed to closing opportunity and achievement gaps for marginalized students and securing long-term success for all of Oregon's learners by investing in culturally responsive practices, fostering inclusive environments and always driving for continuous improvement.

### Safe & Welcoming Environment

At Pendleton High School, it is important to us that all of our students and their families feel safe, welcome and included. Everyone is welcome in our schools regardless of race, gender identity, sexuality, immigration status, country of origin or other factors. Everyone is entitled to academic success regardless of their background or family circumstances and each student will be provided the necessary support to ensure that success. We want students to focus on learning without fear of discrimination or harassment.



# OREGON AT-A-GLANCE SCHOOL PROFILE CONTINUED

## Pendleton High School



2023-24

### Outcomes

#### Our Staff (rounded FTE)



**39**

Teachers



**11**

Educational assistants



**3**

Counselors/  
Psychologists/  
Social Workers



**92%**

Average teacher retention rate over the past three years



**79%**

% of licensed teachers with more than 3 years of experience



**Yes**

Same principal in the last 3 years

	REGULAR ATTENDERS	ON-TRACK TO GRADUATE	ON-TIME GRADUATION
American Indian/Alaska Native	43%	93%	82%
Asian	<10 students or data unavailable	<10 students or data unavailable	<10 students or data unavailable
Black/African American	<10 students or data unavailable	<10 students or data unavailable	<10 students or data unavailable
Hispanic/Latino	53%	81%	76%
Multiracial	60%	78%	73%
Native Hawaiian/Pacific Islander	<10 students or data unavailable	<10 students or data unavailable	<10 students or data unavailable
White	58%	92%	87%
Students Experiencing Poverty	39%	85%	62%
Ever English Learner	57%	<10 students or data unavailable	92%
Students with Disabilities	40%	59%	72%
Migrant	<10 students or data unavailable	<10 students or data unavailable	<10 students or data unavailable
Homeless	26%	<10 students or data unavailable	65%
Students in Foster Care	<10 students or data unavailable	<10 students or data unavailable	<10 students or data unavailable
Military Connected	<10 students or data unavailable	<10 students or data unavailable	<10 students or data unavailable
Talented and Gifted	83%	<10 students or data unavailable	<10 students or data unavailable
Female	56%	88%	85%
Male	58%	90%	84%
Non-Binary	<10 students or data unavailable	<10 students or data unavailable	<10 students or data unavailable

### About Our School

#### ADVANCED COURSEWORK

AP courses  
Honors courses  
Dual Credit courses

#### CAREER & TECHNICAL EDUCATION

Agriculture 1, 2, 3  
Art: Digital and Graphic Design  
Animal Science  
Computers and Technology  
Computer-Aided Drafting  
Construction  
Culinary Arts 1, 2, 3, 4  
Engineering  
Intro to Engineering Design  
Robotics  
Welding

#### EXTRACURRICULAR ACTIVITIES

National Honors Society  
9 Clubs and Activities  
16 Interscholastic sports:  
Fall: Football, Cross Country, Volleyball, Soccer, Cheer  
Winter: Basketball, Wrestling, Swimming and Dance  
Spring: Track and Field, Baseball, Softball, Tennis, Golf

#### PARENT & COMMUNITY ENGAGEMENT

Future Buck Night  
Education Foundation  
Athletic Booster Club  
FAFSA Assistance Night  
Athletic Signing Ceremonies  
Grad Party Committee  
Our school also partners with local businesses to create opportunities for students. You can see our school website to learn about these partnerships